

COUNTED OUT

Technical Screening Tips

*Your link to Counted Out streams on Indee.TV, a secure viewing platform.
Below are tips for optimized playback and troubleshooting.*

Stable and high speed internet

- We recommend a minimum download speed of 20 Mbps.
- Use <https://www.speedtest.net/> to see your speed. Indee.tv recommends a minimum download speed of 20 Mbps.
- Use a hard-wired ethernet when available.




NO TV Mirroring

- Your link cannot be mirrored to another device. Instead, connect your TV or projector as a separate display using HDMI or AirPlay in extended mode.
- If you're hearing audio but only seeing a white screen, it's likely because you're mirroring your screen instead of using it as a proper extended display.



Supported Browser

- Be sure to use one of these supported browsers:
- Chrome 68+
- Edge 68+
- Safari 11+
- IOS Safari 13+
- Android Chrome 68+

OS	SUPPORTED BROWSERS
	Chrome 68+ Safari 11+
	Chrome 68+ Edge 18+
iOS	Safari 13+
	Chrome 68+

Avoid multiple starts and stops

- Once a screening begins try to avoid stopping and starting, adjusting playback settings, or moving in and out of full screen mode.

Viewcount

- Every time you press PLAY it counts as a view. Entering the Indee.TV landing page does not count as a view.
- When you test, please make sure your video plays with sound and high-quality video. You have enough views for multiple tests.

Playback issues

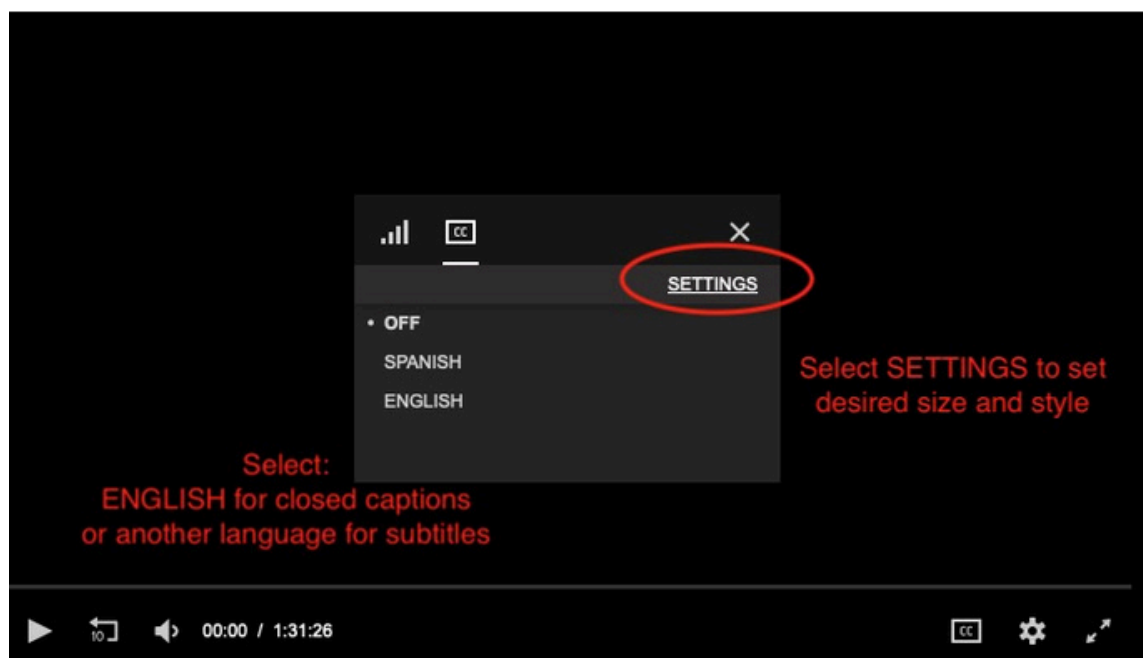
- Test playback prior to public screenings. If you encounter any issues try the following:
 - Switch to private browsing/incognito mode (each browser will have their own name for this option).
 - Delete any cookies or cache associated with indee.tv from your browser. (again, each browser will have their own steps for doing this, which can be found easily with a google search).
 - Quit your browser and re-open the screener link.

Captions and Subtitles Settings

- Captions are available in English, Spanish, and Portuguese
- Captions and subtitles can be enabled using the CC button:



- Use the Settings menu to customize the appearance of the captions/subtitles:



- We recommend adjusting the Font Size to 75% and the Background Opacity to 100%:

